

DAV PUBLIC SCHOOL, WAIDHAN, SINGRAULIM.P)
HOLIDAY HOMEWORK
LKG (2023-24)

Please note the information related to the Holiday Homework:

1. You have been provided with eight activities.
2. Please take the printout of each Activity in a separate A4 Size Paper.
3. Complete the Activity as per the instructions given.
4. Each child has to complete the Holiday Homework and submit it in school.
5. After completion of all the given Holiday Homework, arrange all A4 size Papers properly and staple it carefully.
6. Encourage your ward to do their work independently using their mind, imagination and knowledge.
7. Parents are requested to act as a mentor and guide their child.

Few Suggestions for Parents:

1. Motivate your child to speak in English.
2. Teach them the importance of moral values in their life.
3. Encourage them to learn (read & write) daily.

HOLIDAY HOMEWORK

1- Complete your books-


- a) Fun with english – page no 1 to 6
- b) Fun with maths- page no. 1 to 7
- c) Integrated activity book-page no.1 to 14

2- Scrap book activity-

- a) Make standing lines using 4icecream sticks.
- b) Make right slanting lines by pasting bindis
- c) Make curves by pasting pulses
- d) Paste 2-2 pictures of each for comparision(big/small)

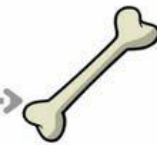

ACTIVITY-Trace the standing lines-

Trace Standing Lines





ACTIVITY-Trace the sleeping lines-

Trace Sleeping Lines




TRACING SLANTING LINES WITH FUN



www.edurvedas.com



ACTIVITY – (Colour the given picture)



ACTIVITY-Use your thumb to make a tree-



ACTIVITY-Use your palm to make a caterpillar-



ACTIVITY- Draw a tree ,color it and paste the photos of your family members



ACTIVITY-

